



**DON'T
LET THE
PIGEON
DRIVE THE
BUS!**



THE MUSICAL!

MOKC

THE
PARAMOUNT
THEATRE


MARCH 1-3, 2020

Psst. Over here! Yeah...
you! Why don't you
come a little closer?




TOO
CLOSE!!


This is
a very special
activity guide based
on my show, Don't Let the
Pigeon Drive the Bus!
(The Musical!)




So... you are
going to let me do
the activity guide,
right?



PLEASE?





I'll be your
best friend!








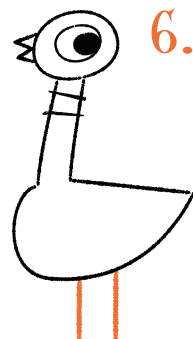
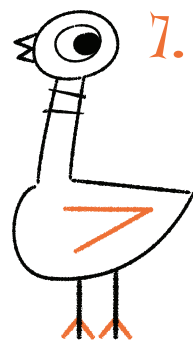
**LET ME
DO THE
ACTIVITY
GUIDE!!!!**

Fine. Who needs
dreams anyway?




LEARN TO DRAW THE PIGEON!

-  1. Near the top of the box, make a circle for the Pigeon's head.
-  2. Make a smaller circle inside the first one for the Pigeon's eye. Place the eyeball inside the small circle - this is the most important part of the drawing because it shows how the Pigeon is feeling!
-  3. Make a sideways letter "M" for the Pigeon's beak. (If you'd rather make a sideways letter "W," that's fine with me.)
-  4. Draw two straight lines down for the Pigeon's neck, and two lines across for his collar. (This is always more fun with sound effects!)

-  5. Now comes the famous Mo Willems "circ-angle" for the Pigeon's body. A circ-angle is a circle that changes its mind halfway through and decides to become a triangle.
-  6. Draw two straight lines down from the body for the Pigeon's legs.
-  7. Make three letter "V"s. The first two are upside-down for the Pigeon's feet, and the third one is on its side for the wing. Great job! That's an awesome Pigeon!

Practice drawing the Pigeon below:



MATH PARTY!

A celebration of math in a bun!



The Pigeon is hungry for his favorite food: HOTDOGS! How many hotdogs does the Pigeon have?

$$3 \text{ hotdogs} + 4 \text{ hotdogs} = \bigcirc$$

$$2 \text{ hotdogs} + 6 \text{ hotdogs} = \bigcirc$$

$$2 \text{ hotdogs} + 3 \text{ hotdogs} = \bigcirc$$

How many TOTAL hotdogs does the Pigeon have? = \bigcirc



The Duckling is hungry too! How many cookies does the Duckling have?



$$4 \text{ cookies} + 3 \text{ cookies} = \bigcirc$$

If the Duckling shares a cookie with the Pigeon, how many cookies will be left?

$$7 \text{ cookies} - 1 \text{ cookie} = \bigcirc$$


THE PIGEON WANTS A MAZE!

Help the Pigeon collect all of his food and friends on the way to the bus!




EMOTIONS

Draw lines connecting the images to the words that describe what the Pigeon is feeling. Can't decide? Write your own word!



My life is an emotional rollercoaster!



Sad

Dreamy

Mad





Happy

Shy

Full

Tired





Surprised




TELL A NEW PIGEON STORY

In the space below, come up with a new story of something the Pigeon wants to do. Have the Pigeon try to convince us with different reasons, showing different emotions in each box. To get you started, we've added some images of the Pigeon and some speech bubbles that need your words!

Don't worry, I'm cute no matter how you draw me!



ABOUT THE SHOW



Mo Willems, Creator

The creative force behind this show and the Pigeon book series is author/illustrator Mo Willems. After starting out writing and animating on Sesame Street, he wrote his first book for children - Don't Let the Pigeon Drive the Bus! Since then he has written more than 50 books and won numerous awards. Mo draws all the time with his own family at home and encourages everyone - and that means grownups and children - to imagine and doodle. In 2019, Mo Willems was named the Kennedy Center's first-ever Education Artist-in-Residence. The show you saw today was developed during the residence.



The Kennedy Center, Producers

The John F. Kennedy Center for the Performing Arts is the United States National Cultural Center, located in Washington, D.C. and opened in 1971. It produces a wide range of theater, dance, ballet, and popular music performances. To learn more, visit: kennedy-center.org

**THE
KENNEDY
CENTER**

DISCUSSION QUESTIONS



After you watch the show, talk about it with your friends and family!

1. It takes a lot of responsibility to drive a bus. What does it mean to be responsible? When was a time that you demonstrated responsibility? How did it make you feel?
2. Sometimes Pigeon has to do things he doesn't want to do, like go to sleep. Why is it important to get a good night's sleep? What happens to your body and your mood when you don't get enough sleep?
3. Pigeon gets frustrated when he isn't allowed to drive the bus. Can you think of a time when you were frustrated? How did you handle it?
4. What was each character's "thing"? What is your "thing"? Why?
5. How was the musical different from the book, and why do you think it was different?



The Paramount Theatre was built 104 years ago in 1915. Back then, Congress Avenue was a dirt road and the automobile was a new invention. As one of the first examples of early theatre architecture, the Paramount has been bringing Austin families together for generations. When you visit the theatre, you enter a place that feels exciting and welcoming. From your seat, you can almost reach out and touch the performers on stage! Many famous people have performed at the Paramount. From magician Harry Houdini to the premier of the original Batman movie, the Paramount and its audiences have seen it all over the past 100 years...here's to the next century!



PERFORMING ARTS SUMMER CAMPS
JUNE–AUGUST, 2020
 Register now at: austintheatre.org/camps

Paramount Education

We inspire the intellect and imagination of young people by providing opportunities to **experience, perform, and learn** through the arts. We can't wait to see you again at our theatre or in our school programs! Paramount Education programs are made possible through generous donations from our community. If you are interested in finding out more or want to make a contribution, please reach out to Natalie Seeboth at nseeboth@austintheatre.org or 512.233.0121. Thank you!

Thank you to our 2019-2020 Education Partners

						Alice Kleberg Reynolds Foundation	Seawell Elam Foundation	
							Cielo Azul Foundation	The Speedwell Foundation
						ECG Foundation	Stark Martin Charitable Trust	
						ED Foundation	Summer Learning Investment Hub	
						Georgia B. Lucas Foundation Fund of The Austin Community Foundation	SXSW Community Fund	
						The Powell Foundation	Wayne and Joann Moore Charitable Foundation	
						The Reese Foundation	The Wright Family Foundation	
						Sear Family Foundation		

Thank you to our 2019-2020 Season Partners

PARAMOUNT
EDUCATION

Learn more about our education and family programs:
www.austintheatre.org/education

@ParamountEduATX

