



EDUCATION

PRESENTS

# TOMÁS AND THE LIBRARY LADY


TOMÁS Y LA SEÑORA DE LA BIBLIOTECA

OCTOBER 21-23, 2018  
PARAMOUNT THEATRE  
IN AUSTIN, TEXAS

FROM CHILDSPLAY IN TEMPE, AZ  
BY JOSÉ CRUZ GONZÁLEZ  
BASED ON THE BOOK BY PAT MORA  
ILLUSTRATIONS BY RAUL COLÓN


# BIOGRAPHY/BIOGRAFÍA

## WHO WAS TOMÁS RIVERA? ¿QUIÉN FUE TOMÁS RIVERA?



The story of *Tomás and the Library Lady* begins with Tomás Rivera, a real person who lived in los Estados Unidos (the United States) from 1935 to

1984. Tomás was **un hijo** (a son) of migrant farm workers. During his childhood, Tomás and his family would travel around the Midwest of America working at different **haciendas** (farms), picking crops. One Summer, Tomás met a librarian at a **biblioteca** (library) in Hampton, Iowa. This library lady helped Tomás discover a love of reading. Just as she helped him to improve his English reading skills, he taught her Spanish. Tomás went on to become a celebrated educator. His **pasión** (passion) for education and hard work led him to serve in the administration for many universities. He wrote several successful short **cuentos** (stories) and novels during his career, contributing greatly to Mexican American literature.



## ABOUT THE AUTHORS SOBRE LOS AUTORES



Pat Mora is an award-winning children's author from El Paso, Texas. She weaves Spanish into her English stories inspired by her life growing up in a bilingual **casa** (home) near the border of U.S. and Mexico. She believes your value doubles when you know **dos idiomas** (two languages). Pat has published more than thirty-five books for children, but *Tomás and the Library Lady* was her first, published in 1997.



José Cruz González is a playwright known for creating imaginary lands and extraordinary characters. He writes stories about children facing **obstáculos** (obstacles) and overcoming their challenges. Just like Tomás Rivera, González was born to migrant workers and learned the art of storytelling from his **abuelo** (grandfather) who would entertain their family with fantastical stories while they worked. Now González is one of the most popular playwrights in the country specializing in theatre for youth and families. He turned *Tomás and the Library Lady* into play in 2005.

## CHILDSPLAY THEATRE ON TOUR

Today's show was created by Childsplay Theatre out of Tempe, Arizona. Childsplay is a nationally and internationally respected professional **compañía de teatro** (theatre company) whose chosen audience is **niños** (children). They commissioned the original production of *Tomás and the Library Lady* in 2005. In other words, they hired José Cruz González to turn the book into **una obra de teatro** (play) and they put on its first production. Since then, Childsplay has toured the play **a través del país** (across the country). Learn more at: [www.childsplayaz.org](http://www.childsplayaz.org).



# TRAVEL/VIAJE

Tomás and his family travel from Crystal City, Texas to Hampton, Iowa to pick cosechas (crops).

- Draw a line from Texas to Iowa.
- Color in and write the state names that Tomás traveled through on his *viaje por carretera* (road trip).
- Choose a new color, then color in and write the names of the states you have visited, or would like to visit. Count them, and write the number here:  
\_\_\_\_\_



# FICTION/FICCIÓN



¡AYUDA! (HELP!) Tomás loves reading adventure stories but the **libros** (books) he borrowed from the library are incomplete. Help Tomás by completing the sentences and drawing the missing **palabras** (words).



The big, tall \_\_\_\_\_  
drank near the shiny shore.

He rode a black \_\_\_\_\_  
across a hot, dusty desert.

Lions and tigers and \_\_\_\_\_,  
oh my!

# SPANISH/ESPAÑOL


Tomás helped the library lady learn new words en español. Draw lines to connect each image to their English word, then their Spanish word. Once you've learned the words, you can play charades! Act out the words below and have your friends try to guess them en español!



- DOG
- TRAIN
- SPIDER
- MILK
- BOOK
- TIGER
- CAR
- CAT
- DINOSAUR
- BIRD
- BREAD

- DINOSAURIO
- LIBRO
- TREN
- CARRO
- PÁJARO
- PAN
- GATO
- TIGRE
- ARAÑA
- PERRO
- LECHE

Mamá and Papá spend the **verano** (summer) in Iowa, picking **cosechas** (crops). Each cosecha they pick is drawn below. Color each cosecha, then finish spelling their name. Next, look up their translation en español. Did you know that Google offers a free translating website? With your parent's permission, visit: [translate.google.com](http://translate.google.com).



**\_ORN**

español:



**B\_\_TS**

español:



**A\_\_\_ES**

español:



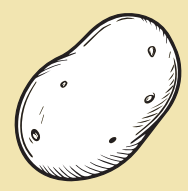
**S\_INA\_H**

español:



**SOY\_EA\_S**

español:



**\_\_TATO\_S**

español:

# COOKING/COCINA

Mamá makes the best **pan dulce**, a Mexican sweet bread. Now you can make your own **en casa** (at home)! Ask **un adulto** (an adult) to help you.

## TOMÁS AND THE LIBRARY LADY PAN DULCE

### INGREDIENTS:

#### STARTER

- 3/4 cup water
- 2 teaspoons active dry yeast
- 1 cup all-purpose flour

#### DOUGH

- 1 1/4 teaspoons salt
- 2 3/4 cups all purpose flour
- 1/2 cup granulated sugar
- 3 tablespoons butter
- 2 large eggs plus 1 egg yolk (save the white)
- 2 teaspoons vanilla extract

#### TOPPING

- 2/3 cup all purpose flour
- 1/2 cup granulated sugar
- 1/4 cup (4 tablespoons) soft unsalted butter
- 1/4 teaspoon salt
- 1 teaspoon cinnamon
- 1 egg white (from above)

### INSTRUCTIONS:

1. Combine starter ingredients and let them rest for 1 hour, until the mixture is bubbly.
2. Add the dough ingredients to the mixture, and mix and knead to form a sticky, elastic dough.
3. Allow to rise for about 1 hour, or until it's doubled in size; it may be a bit slow, so be sure to give it plenty of time.
4. Combine the topping ingredients, except for the egg white, to form a thick paste; set aside.
5. Transfer the dough to a greased or floured work surface, and divide it into 10 pieces. Roll each into a ball.
6. Divide the topping into 10 portions, flattening each portion into a disk.
7. Place the balls of dough onto greased or parchment-lined baking sheets, leaving space between them.
8. Brush the top of each ball with lightly beaten egg white.
9. Press a disk of topping onto each roll, and flatten slightly.
10. Allow the rolls to rise for about 30 minutes, covered.
11. Just before baking, use a knife or a pan dulce cutter to press a pattern into the topping. Press down firmly, through the topping and into the dough.
12. Bake the rolls in a preheated 400°F oven for 15 to 20 minutes, until they're golden brown. Enjoy warm, with jam.
13. Store, well-wrapped, for 3 days at room temperature, or freeze for up to a month.



# POETRY/POESÍA

Tomás Rivera started writing poetry when he was **un niño** (a young boy). In one of his most famous **poemas** (poems), Tomás talks about his childhood, and describes how his days were the same, whether he was in Iowa or Texas. Here is a part of that poem:

### The Rooster Crows en Iowa y en Texas

The rooster crows.  
The alarm rings.  
They eat and go to work.

"Aladín y su lámpara maravillosa"

The snow falls.  
The truck runs full of people.  
And we return . . . home.

"Once upon a time there were three little pigs"

And I yawn and sleep  
until the rooster crows.

Write a poem about your day-to-day life. What do you do almost every day? After you have written it in English, try to translate some of the words to Spanish!

---



---



---



---



---



---



---



---



---



---

# THE PARAMOUNT THEATRE

The Paramount Theatre was built 103 years ago in 1915. Austin is growing, but back then, Congress Avenue was a dirt road and the automobile was a new invention. As one of the first examples of early theatre architecture, the Paramount has been bringing Austin families together for generations.

This school year, we're thrilled to be celebrating Paramount Education's 10-year anniversary! We inspire the intellect and imagination of young people by providing opportunities to experience, perform, and learn through the arts. Whether it's in the theatre where you can make unforgettable memories at our world-class Discovery Series family shows, in our summer camps where kids grades 1-10 perform on our historic stage, or in Austin classrooms where we bring 3rd graders' original stories to life in front of an audience of their peers... we can't wait to see you again.



## EDUCATION STAFF

Jennifer Luck, *Director of Education*  
 Brian C. Fahey, *Associate Director of Education*  
 Mitch Harris, *Literacy to Life Program Director*  
 Katie Moore, *Education Program Manager*  
 Gale Valley, *Education Associate*  
 Ammon Taylor, *Resident Music Director*  
 Natalie Seeboth, *Associate Director of Education Giving*  
 Contact us at: [education@austintheatre.org](mailto:education@austintheatre.org)

## EDUCATION SPONSORS



# DISCOVERY SERIES

## THEATRE FOR FAMILIES



### Gretel! The Musical

January 7

World premiere, featuring Austin-based actors & musicians



### The Very Hungry Caterpillar Show

January 27

Adaptation of four Eric Carle stories, featuring 75 puppets



### Me... Jane: The Dreams & Adventures of Young Jane Goodall

February 24

Brand new musical adventures of Jane & her chimp, Jubilee

**LEARN MORE OR BUY TICKETS:  
 (512) 474-1221 or [austintheatre.org](http://austintheatre.org)**

## 2018-2019 SEASON SPONSORS



Please visit us online to learn more about our education and family programs:  
[WWW.AUSTINTHEATRE.ORG/FAMILY-EDUCATION](http://WWW.AUSTINTHEATRE.ORG/FAMILY-EDUCATION)

@PARAMOUNTEDUATX

